

# BELCAR HISTORIC & YOUNGTIMER CUP

## SPA RACING FESTIVAL

### RACE 1

### Final Classification by Class

Nr. Driver	Nat	Team	Car	Laps	Total Time	Gap	Kph	Best Lap		
								Lap	Time	Kph
<b>BELCAR YOUNGTIMER CUP</b>										
1	2		PORSCHE 964 Cup	10	<b>31:56.405</b>		131.3	9	<b>2:43.314</b>	154.4
2	24		BMW E30 325i	10	<b>32:06.426</b>	+10.021	130.7	9	<b>2:45.989</b>	151.9
3	32		PORSCHE 964	10	<b>32:18.840</b>	+22.435	129.8	9	<b>2:46.464</b>	151.5
4	4		FORD Sierra Cosworth RS	10	<b>32:22.133</b>	+25.728	129.6	2	<b>2:46.648</b>	151.3
5	94		MAZDA RX3	10	<b>32:24.337</b>	+27.932	129.5	7	<b>2:48.669</b>	149.5
6	90		Peugeot 308 Turbo Cup	10	<b>32:28.625</b>	+32.220	129.2	8	<b>2:49.070</b>	149.1
7	49		BMW 325i	10	<b>32:29.078</b>	+32.673	129.1	8	<b>2:49.831</b>	148.5
8	136		LANCIA Delta Integrale	10	<b>32:29.459</b>	+33.054	129.1	8	<b>2:49.412</b>	148.8
9	17		PORSCHE 964	10	<b>32:29.461</b>	+33.056	129.1	8	<b>2:48.708</b>	149.5
10	30		BMW M3	10	<b>32:30.440</b>	+34.035	129.0	7	<b>2:50.516</b>	147.9
11	42		TRIUMPH TR8	10	<b>32:32.094</b>	+35.689	128.9	2	<b>2:47.835</b>	150.2
12	19		MERCEDES 190 2,3 16V	10	<b>32:46.799</b>	+50.394	128.0	7	<b>2:53.621</b>	145.2
13	56		BMW E30 M3	10	<b>32:52.054</b>	+55.649	127.6	7	<b>2:53.402</b>	145.4
14	33		BMW E36 325 i	10	<b>32:52.912</b>	+56.507	127.6	10	<b>2:54.293</b>	144.7
15	69		BMW E30	10	<b>32:54.067</b>	+57.662	127.5	8	<b>2:53.524</b>	145.3
16	80		BMW E36	10	<b>33:42.316</b>	+1'45.911	124.5	8	<b>3:02.027</b>	138.5
17	57		BMW E36	10	<b>33:43.603</b>	+1'47.198	124.4	6	<b>3:02.879</b>	137.9
18	61		BMW E30	10	<b>33:58.077</b>	+2'01.672	123.5	8	<b>3:02.540</b>	138.1
19	48	NL	BMW E30	10	<b>34:07.445</b>	+2'11.040	122.9	6	<b>3:06.387</b>	135.3
20	194		PEUGEOT 205 GTI	10	<b>34:14.236</b>	+2'17.831	122.5	8	<b>3:07.170</b>	134.7
21	106		PEUGEOT 106	10	<b>34:18.645</b>	+2'22.240	122.3	2	<b>3:06.754</b>	135.0
22	89		RENAULT	10	<b>34:35.705</b>	+2'39.300	121.3	7	<b>3:11.033</b>	132.0
23	60		HONDA civic	10	<b>34:37.159</b>	+2'40.754	121.2	7	<b>3:10.464</b>	132.4
24	66		NISSAN 200 NX	10	<b>35:04.946</b>	+3'08.541	119.6	2	<b>3:07.211</b>	134.7
25	666		ALFA ROMEO 145	9	<b>32:11.416</b>	1 Laps	117.3	7	<b>3:20.696</b>	125.6
26	3		MERCEDES 190 2,3 16V	9	<b>34:18.375</b>	1 Laps	110.0	7	<b>3:06.438</b>	135.2
27	124		BMW 325i	10	<b>34:49.960</b>	+2'53.555	120.4	6	<b>3:07.777</b>	134.3
<b>Not started</b>										
51			Stefan MEUS							

Published at: .....

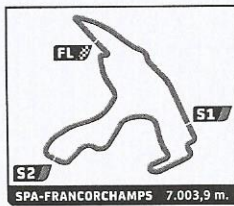
29/9/2018 - 18h55

Track Status: **DRY**

Race Director	Stewards	Timekeeper: Xavi Lozano JOB-0057-CAT
	 <b>RACB</b> Guy DAUBIE Lic. 2652	







# BELCAR HISTORIC & YOUNGTIMER CUP SPA RACING FESTIVAL RACE 1

## Final Classification by Class

Nr. Driver	Nat	Team	Car	Laps	Total Time	Gap	Kph	Best Lap		
								Lap	Time	Kph
<b>BELCAR HISTORIC CUP</b>										
1			PORSCHE 911	10	<b>33:49.644</b>		124.0	8	<b>3:00.095</b>	140.0
2			VW Scirocco	10	<b>34:05.554</b>	+15.910	123.0	7	<b>3:04.756</b>	136.5
3			FORD Capri	10	<b>34:14.896</b>	+25.252	122.5	7	<b>3:06.057</b>	135.5
4			LOTUS Elan	10	<b>34:26.832</b>	+37.188	121.8	2	<b>2:58.693</b>	141.1
5			BMW 2002 TI	10	<b>34:34.189</b>	+44.545	121.3	6	<b>3:08.342</b>	133.9
6			FORD GT 40	10	<b>35:03.650</b>	+1'14.006	119.7	8	<b>3:15.315</b>	129.1
7			PORSCHE 914 / 6	10	<b>35:05.441</b>	+1'15.797	119.5	8	<b>3:12.170</b>	131.2
8			BMW 2002 TI	10	<b>35:10.295</b>	+1'20.651	119.3	8	<b>3:15.790</b>	128.8
9			NISSAN Datsun Sports 240 Z	10	<b>35:13.578</b>	+1'23.934	119.1	6	<b>3:14.636</b>	129.5
10			PORSCHE 911	9	<b>31:56.630</b>		118.2	2	<b>3:17.044</b>	128.0
11			FORD Escort RS2000	9	<b>31:56.930</b>		118.2	7	<b>3:14.503</b>	129.6
12			AUSTIN Mini Cooper S	9	<b>32:20.892</b>		116.7	7	<b>3:20.157</b>	126.0
13			TRIUMPH TR3 A	9	<b>32:22.690</b>		116.6	8	<b>3:20.337</b>	125.9
14			CHEVROLET Corvette	8	<b>27:27.129</b>		122.2	7	<b>2:57.091</b>	142.4
15			FORD Escort MRS2000	7	<b>28:13.384</b>		104.0	6	<b>3:15.450</b>	129.0
<b>Not classified:</b>										
26	NL		LOTUS Elan	5	<b>19:26.452</b>			2	<b>3:17.231</b>	127.8
44			FORD GT 40 KVA	2	<b>6:33.688</b>			2	<b>3:03.596</b>	137.3
200			FORD Escort RS2000	2	<b>6:43.451</b>			2	<b>3:06.549</b>	135.2
223			BMW 2002	1	<b>3:31.797</b>					
9			FORD Capri 3200							

Published at: .....


*29/9/2018 - 18h55'*

Track Status: **DRY**

Race Director	Stewards	Timekeeper: Xavi Lozano JOB-0057-CAT
 RACB Comp. D.A.V. 141 Lic. 2652		







## BELCAR HISTORIC & YOUNGTIMER CUP SPA RACING FESTIVAL RACE 1 (30')

### Final Classification

Drivers	Nat	Team	Vehicle	Class	Laps	Total Time	Gap	Kph	Best Lap		
									Lap	Time	Kph
1 2 Luc MOORTGAT			PORSCHE 964 Cup	3	10	31:56.405	-	131.3	9	2:43.314	154.4
2 24 Bas VAN ELDEREN			BMW E30 325i	4	10	32:06.426	+10.021	130.7	9	2:45.989	151.9
3 32 Pierre-Yves PAQUE			PORSCHE 964	3	10	32:18.840	+22.435	129.8	9	2:46.464	151.5
4 4 Jan VAN ELDEREN			FORD Sierra Cosworth RS	4	10	32:22.133	+25.728	129.6	2	2:46.648	151.3
5 94 Gust VAN HAELST			MAZDA RX3	4	10	32:24.337	+27.932	129.5	7	2:48.669	149.5
6 90 Eric BRUYNOOGHE			Peugeot 308 Turbo Cup	4	10	32:28.625	+32.220	129.2	8	2:49.070	149.1
7 49 Evertjan ALDERS			BMW 325i	4	10	32:29.078	+32.673	129.1	8	2:49.831	148.5
8 136 John TIMMERMANS			LANCIA Delta Integrale	4	10	32:29.459	+33.054	129.1	8	2:49.412	148.8
9 17 Eric NULENS			PORSCHE 964	3	10	32:29.461	+33.056	129.1	8	2:48.708	149.5
10 30 Dirk VAN ROMPUY			BMW M3	4	10	32:30.440	+34.035	129.0	7	2:50.516	147.9
11 42 Christian MARX			TRIUMPH TR8	6	10	32:32.094	+35.689	128.9	2	2:47.835	150.2
12 19 Fair GENTLEMAN'S			MERCEDES 190 2,3 16V	4	10	32:46.799	+50.394	128.0	7	2:53.621	145.2
13 56 Geert DIERCKX			BMW E30 M3	4	10	32:52.054	+55.649	127.6	7	2:53.402	145.4
14 33 Tim KUIJL			BMW E36 325 i	5	10	32:52.912	+56.507	127.6	10	2:54.293	144.7
15 69 Ben THAENS			BMW E30	4	10	32:54.067	+57.662	127.5	8	2:53.524	145.3
16 80 Marc VAN DOORSLAER			BMW E36	5	10	33:42.316	+1:45.911	124.5	8	3:02.027	138.5
17 57 Jasper DIERCKX			BMW E36	6	10	33:43.603	+1:47.198	124.4	6	3:02.879	137.9
18 82 Xavier MARTENS			PORSCHE 911	2	10	33:49.644	+1:53.239	124.0	8	3:00.095	140.0
19 61 Juri VAN NIEUWENBORGH			BMW E30	4	10	33:58.077	+2:01.672	123.5	8	3:02.540	138.1
20 101 Tom LAUREYNS			VW Scirocco	6	10	34:05.554	+2:09.149	123.0	7	3:04.756	136.5
21 48 Robert VAESSEN	NL		BMW E30	5	10	34:07.445	+2:11.040	122.9	6	3:06.387	135.3
22 194 Mario POTTERS			PEUGEOT 205 GTI	4	10	34:14.236	+2:17.831	122.5	8	3:07.170	134.7
23 5 Wim KUIJL			FORD Capri	2	10	34:14.896	+2:18.491	122.5	7	3:06.057	135.5
24 106 Christoph HÖTTE			PEUGEOT 106	5	10	34:18.645	+2:22.240	122.3	2	3:06.754	135.0
25 1 Guy FRANCOIS			LOTUS Elan	1	10	34:26.832	+2:30.427	121.8	2	2:58.693	141.1
26 78 Canio MARCHIONE			BMW 2002 TI	2	10	34:34.189	+2:37.784	121.3	6	3:08.342	133.9
27 89 Matthias VAN HOOL			RENAULT	5	10	34:35.705	+2:39.300	121.3	7	3:11.033	132.0
28 60 Steven GUILLEMIJN			HONDA civic	5	10	34:37.159	+2:40.754	121.2	7	3:10.464	132.4
29 6 Guy DE BAER			FORD GT 40	2	10	35:03.650	+3:07.245	119.7	8	3:15.315	129.1
30 66 Patrick VERBELEN			NISSAN 200 NX	4	10	35:04.946	+3:08.541	119.6	2	3:07.211	134.7
31 36 Francis LACROIX			PORSCHE 914 / 6	2	10	35:05.441	+3:09.036	119.5	8	3:12.170	131.2
32 143 Stefan JACOBS			BMW 2002 TI	2	10	35:10.295	+3:13.890	119.3	8	3:15.790	128.8
33 116 Pierre Philippe DUMONT			NISSAN Datsun Sports 240 Z	2	10	35:13.578	+3:17.173	119.1	6	3:14.636	129.5
34 7 Luc GEEBELEN			PORSCHE 911	1	9	31:56.630	1 Lap	118.2	2	3:17.044	128.0
35 251 Christoph ROESSLE			FORD Escort RS2000	2	9	31:56.930	1 Lap	118.2	7	3:14.503	129.6
36 666 Bart DE BAKKER			ALFA ROMEO 145	5	9	32:11.416	1 Lap	117.3	7	3:20.696	125.6
37 84 DAMSEAUX - DAMSEAUX			AUSTIN Mini Cooper S	2	9	32:20.892	1 Lap	116.7	7	3:20.157	126.0
38 40 MAHIEU - MAHIEU			TRIUMPH TR3 A	2	9	32:22.690	1 Lap	116.6	8	3:20.337	125.9
39 3 Samuel VERHEGGEN			MERCEDES 190 2,3 16V	4	9	34:18.375	1 Lap	110.0	7	3:06.438	135.2
40 124 Lorenzo SEGERS			BMW 325i	4	10	34:49.960	+2:53.555	120.4	6	3:07.777	134.3
41 97 Luc BRANKAERT			CHEVROLET Corvette	2	8	27:27.129	2 Laps	122.2	7	2:57.091	142.4
42 250 Hans-Gerd BRAUNEISER			FORD Escort MRS2000	2	7	28:13.384	3 Laps	104.0	6	3:15.450	129.0

#### Not classified:

26 Marc VANDENDIJK	NL		LOTUS Elan	1	5	19:26.452			2	3:17.231	127.8
44 Emiel DE WEERDT			FORD GT 40 KVA	2	2	6:33.688			2	3:03.596	137.3
200 Michel KOWALESKI			FORD Escort RS2000	2	2	6:43.451			2	3:06.549	135.2
223 Floris FICK			BMW 2002	2	1	3:31.797					
9 Dirk KUYL			FORD Capri 3200	2							

#### Not started

51 Stefan MEUS

BMW 325i 4

Pole Position	C. MARX	2:46.257	151.7 Kph
Fastest Lap	Lap 9 Luc MOORTGAT	2:43.314	154.4 Kph


Published at: .....

29/9/2018 - 18:55

Track Status: **DRY**

Race Director	Stewards RACB Guy DAUBIE Lic. 2652	Timekeeper: Xavi Lozano JOB-0057-CAT
---------------	---	--





# BELCAR HISTORIC & YOUNGTIMER CUP

## SPA RACING FESTIVAL

### RACE 1

#### Final Classification by Class

Nr. Driver	Nat	Team	Car	Laps	Total Time	Gap	Kph	Best Lap		
								Lap	Time	Kph
<b>1</b>										
1			LOTUS Elan	10	<b>34:26.832</b>		121.8	2	<b>2:58.693</b>	141.1
2			PORSCHE 911	9	<b>31:56.630</b>	1 Laps	118.2	2	<b>3:17.044</b>	128.0
<i>Not classified:</i>										
26	NL		LOTUS Elan	5	<b>19:26.452</b>			2	<b>3:17.231</b>	127.8
<b>2</b>										
1			PORSCHE 911	10	<b>33:49.644</b>		124.0	8	<b>3:00.095</b>	140.0
2			FORD Capri	10	<b>34:14.896</b>	+25.252	122.5	7	<b>3:06.057</b>	135.5
3			BMW 2002 TI	10	<b>34:34.189</b>	+44.545	121.3	6	<b>3:08.342</b>	133.9
4			FORD GT 40	10	<b>35:03.650</b>	+1'14.006	119.7	8	<b>3:15.315</b>	129.1
5			PORSCHE 914 / 6	10	<b>35:05.441</b>	+1'15.797	119.5	8	<b>3:12.170</b>	131.2
6			BMW 2002 TI	10	<b>35:10.295</b>	+1'20.651	119.3	8	<b>3:15.790</b>	128.8
7			NISSAN Datsun Sports 240 Z	10	<b>35:13.578</b>	+1'23.934	119.1	6	<b>3:14.636</b>	129.5
8			FORD Escort RS2000	9	<b>31:56.930</b>	1 Laps	118.2	7	<b>3:14.503</b>	129.6
9			AUSTIN Mini Cooper S	9	<b>32:20.892</b>	1 Laps	116.7	7	<b>3:20.157</b>	126.0
10			TRIUMPH TR3 A	9	<b>32:22.690</b>	1 Laps	116.6	8	<b>3:20.337</b>	125.9
11			CHEVROLET Corvette	8	<b>27:27.129</b>	2 Laps	122.2	7	<b>2:57.091</b>	142.4
12			FORD Escort MRS2000	7	<b>28:13.384</b>	3 Laps	104.0	6	<b>3:15.450</b>	129.0
<i>Not classified:</i>										
44			FORD GT 40 KVA	2	<b>6:33.688</b>			2	<b>3:03.596</b>	137.3
200			FORD Escort RS2000	2	<b>6:43.451</b>			2	<b>3:06.549</b>	135.2
223			BMW 2002	1	<b>3:31.797</b>					
9			FORD Capri 3200							
<b>3</b>										
1			PORSCHE 964 Cup	10	<b>31:56.405</b>		131.3	9	<b>2:43.314</b>	154.4
2			PORSCHE 964	10	<b>32:18.840</b>	+22.435	129.8	9	<b>2:46.464</b>	151.5
3			PORSCHE 964	10	<b>32:29.461</b>	+33.056	129.1	8	<b>2:48.708</b>	149.5
<b>4</b>										
1			BMW E30 325i	10	<b>32:06.426</b>		130.7	9	<b>2:45.989</b>	151.9
2			FORD Sierra Cosworth RS	10	<b>32:22.133</b>	+15.707	129.6	2	<b>2:46.648</b>	151.3
3			MAZDA RX3	10	<b>32:24.337</b>	+17.911	129.5	7	<b>2:48.669</b>	149.5
4			Peugeot 308 Turbo Cup	10	<b>32:28.625</b>	+22.199	129.2	8	<b>2:49.070</b>	149.1
5			BMW 325i	10	<b>32:29.078</b>	+22.652	129.1	8	<b>2:49.831</b>	148.5
6			LANCIA Delta Integrale	10	<b>32:29.459</b>	+23.033	129.1	8	<b>2:49.412</b>	148.8
7			BMW M3	10	<b>32:30.440</b>	+24.014	129.0	7	<b>2:50.516</b>	147.9
8			MERCEDES 190 2,3 16V	10	<b>32:46.799</b>	+40.373	128.0	7	<b>2:53.621</b>	145.2
9			BMW E30 M3	10	<b>32:52.054</b>	+45.628	127.6	7	<b>2:53.402</b>	145.4
10			BMW E30	10	<b>32:54.067</b>	+47.641	127.5	8	<b>2:53.524</b>	145.3
11			BMW E30	10	<b>33:58.077</b>	+1'51.651	123.5	8	<b>3:02.540</b>	138.1
12			PEUGEOT 205 GTI	10	<b>34:14.236</b>	+2'07.810	122.5	8	<b>3:07.170</b>	134.7
13			NISSAN 200 NX	10	<b>35:04.946</b>	+2'58.520	119.6	2	<b>3:07.211</b>	134.7
14			MERCEDES 190 2,3 16V	9	<b>34:18.375</b>	1 Laps	110.0	7	<b>3:06.438</b>	135.2
15			BMW 325i	10	<b>34:49.960</b>	+2'43.534	120.4	6	<b>3:07.777</b>	134.3
<i>Not started</i>										
51			BMW 325i							
<b>5</b>										
1			BMW E36 325i	10	<b>32:52.912</b>		127.6	10	<b>2:54.293</b>	144.7
2			BMW E36	10	<b>33:42.316</b>	+49.404	124.5	8	<b>3:02.027</b>	138.5
3		NL	BMW E30	10	<b>34:07.445</b>	+1'14.533	122.9	6	<b>3:06.387</b>	135.3
4			PEUGEOT 106	10	<b>34:18.645</b>	+1'25.733	122.3	2	<b>3:06.754</b>	135.0
5			RENAULT	10	<b>34:35.705</b>	+1'42.793	121.3	7	<b>3:11.033</b>	132.0
6			HONDA civic	10	<b>34:37.159</b>	+1'44.247	121.2	7	<b>3:10.464</b>	132.4
7			ALFA ROMEO 145	9	<b>32:11.416</b>	1 Laps	117.3	7	<b>3:20.696</b>	125.6
<b>6</b>										
1			TRIUMPH TR8	10	<b>32:32.094</b>		128.9	2	<b>2:47.835</b>	150.2
2			BMW E36	10	<b>33:43.603</b>	+1'11.509	124.4	6	<b>3:02.879</b>	137.9
3			VW Scirocco	10	<b>34:05.554</b>	+1'33.460	123.0	7	<b>3:04.756</b>	136.5

Published at: .....

Track Status: **DRY**